


**BOLD**

# VACATION BIBLE SCHOOL

**BOLD**



**BE OUTSPOKEN... LIVE IT DAILY!**

**THEY WERE BOLD WHEN THEY SPOKE GOD'S WORD! - ACTS 4:31B**



**DIRECTOR'S GUIDE**



[WWW.BOLDVBS.COM](http://WWW.BOLDVBS.COM)



**BOLD**

# VACATION BIBLE SCHOOL

**BOLD**



**BE OUTSPOKEN... LIVE IT DAILY!**

**THEY WERE BOLD WHEN THEY SPOKE GOD'S WORD! - ACTS 4:31B**

**DIRECTOR'S GUIDE**



[WWW.BOLDVBS.COM](http://WWW.BOLDVBS.COM)



# BOLD

THEY WERE BOLD WHEN THEY SPOKE GOD'S WORD

ACTS 4:31



THE BOLD VBS CURRICULUM WAS CREATED BY KIDS REACHING KIDS, BUT THE FUNDS THAT MADE THIS PROJECT POSSIBLE CAME FROM THE CHILDREN OF YOUR LOCAL CHURCH.

ALL MATERIALS INCLUDED IN THIS LEADER'S GUIDE AND ON THE WEBSITE, [WWW.BOLDVBS.COM](http://WWW.BOLDVBS.COM), ARE FULLY REPRODUCIBLE.

THE BOLD VBS CURRICULUM WAS WRITTEN & EDITED BY DAN HARRIS.

ADDITIONAL THANKS GO TO:  
KATHY LEWIS - EDITING SUPPORT  
LAURA KIMBLE - CURRICULUM DEVELOPMENT  
ED BRUSSA - SPANISH TRANSLATION



**KIDS REACHING KIDS**  
SDMI - USA/CANADA  
CHURCH OF THE NAZARENE  
17001 PRAIRIE STAR PARKWAY  
LENEXA, KS 66220  
[KRKNAZ@NAZARENE.ORG](mailto:KRKNAZ@NAZARENE.ORG)  
888-644-4510  
[WWW.KRKNAZ.COM](http://WWW.KRKNAZ.COM)  
[WWW.BOLDVBS.COM](http://WWW.BOLDVBS.COM)

**BOLD MUSIC - WRITTEN & PRODUCED BY PAUL MERRELL - TRUE IMAGE PRODUCTIONS**

THE "UNDER THE SEA GRAHAM CRACKERS" SNACK IDEA WAS USED BY PERMISSION FROM THE FIRST YEAR AND CAN BE FOUND AT [HTTP://THEFIRSTYEARBLOG.COM/UNDER-THE-SEA-GRAHAM-CRACKERS/](http://THEFIRSTYEARBLOG.COM/UNDER-THE-SEA-GRAHAM-CRACKERS/) (BOLD PAGE 20)

SNACK IDEA "JELLYFISH HOT DOGS" POSTED BY NANCY WH, CAN BE FOUND AT [HTTP://FOODIST.CA/2009/04/22/JELLYFISH-HOT-DOGS.HTML](http://FOODIST.CA/2009/04/22/JELLYFISH-HOT-DOGS.HTML) UNDER A CREATIVE COMMONS LICENSE. (BOLD PAGE 44)

INKWELL DISCIPLESHIP ACTIVITY - HUMILITY IS A MODIFIED VERSION OF AN ACTIVITY DEVELOPED BY FOCUS ON THE FAMILY OF CANADA, WHICH CAN BE FOUND AT [HTTP://WWW.KIDSOFINTEGRITY.COM/SITES/DEFAULT/FILES/HUMILITY-PC-2015-BEST.PDF](http://WWW.KIDSOFINTEGRITY.COM/SITES/DEFAULT/FILES/HUMILITY-PC-2015-BEST.PDF) (BOLD PAGE 70)

SNACK IDEA "OCTOPUS IN A BLANKET" IMAGE PROPERTY OF CATCHMYPARTY.COM AND FOUND AT [HTTP://CATCHMYPARTY.COM/BLOG/SPOTLIGHT-AN-UNDER-THE-SEA-BIRTHDAY-BASH](http://CATCHMYPARTY.COM/BLOG/SPOTLIGHT-AN-UNDER-THE-SEA-BIRTHDAY-BASH) (BOLD PAGE 92)

BIBLE SQUISHIES CHARACTER ART COURTESY OF DAN STEVERS - [WWW.DANSTEVERS.COM](http://WWW.DANSTEVERS.COM)

SCRIPTURE TAKEN FROM THE HOLY BIBLE, NEW INTERNATIONAL READER'S VERSION®. COPYRIGHT ©

1996, 1998 BIBLICA. ALL RIGHTS RESERVED THROUGHOUT THE WORLD. USED BY PERMISSION OF BIBLICA.



**BE OUTSPOKEN... LIVE IT DAILY!**





## WELCOME TO BOLD...

**BOLD** Vacation Bible School will help you take the children of your local church on a **BOLD** adventure for Jesus. In a world that discourages Christians from speaking out about their faith, **BOLD** will lead children through the book of Acts, preparing them to **BE OUTSPOKEN** about their faith in Jesus and to **BOLDLY LIVE IT DAILY!**

### A BOLD ADVENTURE THROUGH THE BOOK OF ACTS

**BOLD** features five stories from the book of Acts. Each story introduces children to disciples of Jesus Christ who found **BOLDNESS** when they faced challenges in their lives. In the process, children will also learn that this **BOLDNESS** comes through Jesus Christ.

### A BOLD ADVENTURE ON THE SUBMARINE VBS (UNITED BOLD SUBMARINE) ACTION

In addition, children will join the **BOLD** adventure as members of the crew of the **UNITED BOLD SUBMARINE ACTION**. Their guide on this **BOLD** adventure will be Dorsi the dolphin. The children and Dorsi will encounter five special friends (**ORDI** the fish, **JELLI** the jellyfish, **SALVY** the lobster, **INKWELL** the octopus, and **TELLY** the seahorse) who will help children learn how they too can be **BOLD** for Jesus and how they can **LIVE OUT THAT BOLDNESS DAILY!**



## TABLE OF CONTENTS

PAGE	CONTENTS
4	BOLD VBS SUPPLIES
5	BOLD VBS SUPPLIES ORDER FORM
6	THE 2016 MISSION OFFERING PROJECT - POWER
7	POWER PROMOTIONAL PIECES & ORDER FORM
8	BOLD VBS SCOPE & SEQUENCE
9	SITE STRUCTURE/GROUPING SUGGESTIONS & IDEAS
10	SITE STRUCTURE/GROUPING EXAMPLES
11	BIBLE STORY / BIBLE MEMORY
12	MO GAMES / ORDI'S SNACK SHACK
13	JELLI TIME CRAFTS / INKWELL DISCIPLESHIP
14	TELLY MISSIONS / WHAT IS NEW THIS YEAR?

PAGE	CONTENTS
15	DAY 1 - OVERVIEW & OPENING SESSION
16	DAY 1 - CLOSING SESSION
17	DAY 2 - OVERVIEW & OPENING SESSION
18	DAY 2 - CLOSING SESSION
19	DAY 3 - OVERVIEW & OPENING SESSION
20	DAY 3 - CLOSING SESSION
21	DAY 4 - OVERVIEW & OPENING SESSION
22	DAY 4 - CLOSING SESSION
23	DAY 5 - OVERVIEW & OPENING SESSION
24	DAY 5 - CLOSING SESSION



**"VBS ACTION"**



# BOLD

THEY WERE BOLD WHEN THEY SPOKE GOD'S WORD  
**ACTS 4:31**



## BOLD VACATION BIBLE SCHOOL RESOURCES

Each **BOLD** VBS kit will contain one each of the following items. If you need additional items, please see the **BOLD** VBS Order Form on the next page. You can also order online securely through the Resources page at [www.boldvbs.com](http://www.boldvbs.com).

**BOLD VACATION BIBLE SCHOOL**

**BOLD VACATION BIBLE SCHOOL**  
 BE OUTSPOKEN... LIVE IT DAILY!  
 CURRICULUM & LEADER'S GUIDE  
 www.boldvbs.com

**BOLD VBS LEADER'S GUIDE**  
 128 Page B&W Complete  
 VBS Curriculum - \$5ea.

**BOLD VBS DIRECTOR'S GUIDE**  
 24 Page Full Color  
 VBS Director's Guide - \$5ea.

**BOLD VACATION BIBLE SCHOOL**  
 BE OUTSPOKEN... LIVE IT DAILY!  
 DIRECTOR'S GUIDE  
 www.boldvbs.com

**VACATION BIBLE SCHOOL**

**BOLD VBS & BIBLE CHARACTERS POSTERS**  
 17x22 Full Color Posters - \$1 ea.

**BIBLE STORY**  
 JOIN US ON A BOLD ADVENTURE THROUGH THE BOOK OF ACTS!

**BIBLE MEMORY**

**ORD'S SNACK SHACK**

**LINKING RINGS**  
 DISCIPLESHIP

**TELLY MISSIONS**

**JELLI TIME CRAFTS**

**BOLD VBS SITE POSTERS**  
 11x17 Full Color  
 Posters - \$0.50 ea.

**BOLD VBS DAILY THEME BRACELETS**

BOLDNESS  
 WISDOM  
 SALVATION  
 TRUTH  
 GOOD NEWS

GOOD NEWS  
 \$0.20 ea.

**BOLD VBS & BIBLE CHARACTERS CARDS**  
 Full Color Character Card Sets  
 Complete Set \$0.25 ea.

DAY 1 CARD 1 DAY 2 CARD 1 DAY 3 CARD 1 DAY 4 CARD 1 DAY 5 CARD 1  
 DAY 1 CARD 2 DAY 2 CARD 2 DAY 3 CARD 2 DAY 4 CARD 2 DAY 5 CARD 2  
 DAY 1 ACTION CARD BONUS CARD CROWD CARD JELLI CARD SALTY CARD  
 INKWELL CARD TELLY CARD CROWD CARD BOLD VBS CARD POWER CARD  
 POWER CARD BOLD VBS CARD CROWD CARD TELLY CARD INKWELL CARD

To see a larger version of any of the images on this page, visit the Resources page at [www.boldvbs.com](http://www.boldvbs.com)



**BE OUTSPOKEN... LIVE IT DAILY!**





## BOLD VACATION BIBLE SCHOOL ORDER FORM

Kids Reaching Kids—Global Ministry Center  
 17001 Prairie Star Pkwy - Lenexa, KS 66220  
 Phone: 888-644-4510 - dharris@nazarene.org  
 www.boldvbs.com - Fax: 913-577-0874

Name of Church \_\_\_\_\_  
 Name of Contact Person: \_\_\_\_\_  
 Address: \_\_\_\_\_ City: \_\_\_\_\_ State: \_\_\_\_\_ Zip: \_\_\_\_\_  
 Email Address: \_\_\_\_\_ Phone: \_\_\_\_\_

Item Description	ITEM ID	# ITEMS	PRICE	# ITEMS x PRICE
BOLD VBS Leader's Guide (128 page - black & white - full curriculum)	BOLD 001		\$5.00ea	
BOLD VBS Director's Guide (24 page - full color)	BOLD 002		\$5.00ea	
BOLD VBS Poster (17x22 full color poster)	BOLD 003		\$1.00ea	
BOLD Bible Characters Poster (17x22 full color poster)	BOLD 004		\$1.00ea	
BOLD Bible Story Site Poster (11x17 full color poster)	BOLD 005		\$0.50ea	
BOLD Bible Memory Site Poster (11x17 full color poster)	BOLD 006		\$0.50ea	
BOLD Inkwell Discipleship Site Poster (11x17 full color poster)	BOLD 007		\$0.50ea	
BOLD Telly Missions Site Poster (11x17 full color poster)	BOLD 008		\$0.50ea	
BOLD Ordi Snack Shack Site Poster (11x17 full color poster)	BOLD 009		\$0.50ea	
BOLD Mo Games Site Poster (11x17 full color poster)	BOLD 010		\$0.50ea	
BOLD Jelli Time Crafts Site Poster (11x17 full color poster)	BOLD 011		\$0.50ea	
BOLD VBS Theme Bracelet - Boldness (dark purple & yellow)	BOLD 012		\$0.20ea	
BOLD VBS Theme Bracelet - Wisdom (royal blue & grey)	BOLD 013		\$0.20ea	
BOLD VBS Theme Bracelet - Salvation (red & white)	BOLD 014		\$0.20ea	
BOLD VBS Theme Bracelet - Truth (teal & light purple)	BOLD 015		\$0.20ea	
BOLD VBS Theme Bracelet - Good News (yellow & red)	BOLD 016		\$0.20ea	
<b>Order Total</b>				
<b>Order Total</b>	<b>Postage</b>	<b>Order Total</b>	<b>Postage</b>	
\$1.00 to \$10.00	\$3.00	\$51.00 to \$100.00	\$10.00	
\$11.00 to \$25.00	\$5.00	\$101.00 to \$150.00	\$12.50	
\$26.00 to \$50.00	\$7.50	\$151.00 to \$250.00	\$15.00	
			AMS	
			1086	Postage
			A470	Total
			5100	
<b>Order Total + Postage Total</b>				
<b>Amount Included with Order</b>				
<b>Balance</b>				

Make checks out to Kids Reaching Kids or General Treasurer.  
 Or, if you prefer, you can enter your credit card information below.

### Credit Card Information

Name as it appears on card \_\_\_\_\_  
 Billing Address \_\_\_\_\_ City \_\_\_\_\_ State \_\_\_\_\_ Zip \_\_\_\_\_  
 Card Type \_\_\_\_\_ Master Card \_\_\_\_\_ Visa \_\_\_\_\_ Discover \_\_\_\_\_ American Ex.  
 Card Number \_\_\_\_\_ Exp. Date \_\_\_\_/\_\_\_\_/\_\_\_\_

(All credit card information will be shredded following processing)

MO YEAR



## 2016 MISSION OFFERING PROJECT

# POWER



**MARK 12:24 NIRV**

**UNLOCKING THE POWER OF GOD'S WORD!**

### **POWER: UNLOCKING THE POWER OF GOD'S WORD**

The Kids Reaching Kids Mission Offering Project for 2016 is **POWER: UNLOCKING THE POWER OF GOD'S WORD**. This offering will help combat biblical illiteracy by equipping children with God's Word.

#### **WHAT IS BIBLICAL ILLITERACY?**

Biblical illiteracy is what happens when a child either does not have access to the Bible or biblical teaching. It can also occur when a child who has access to the Bible or biblical teaching chooses not to spend time reading the Bible or listening to biblical teaching.

#### **HOW WILL POWER HELP COMBAT THESE TWO PROBLEMS OF BIBLICAL ILLITERACY?**

1. For those children across the globe who do not have easy access to the Bible, **POWER** will fund ministry efforts aimed at putting the Bible in print or electronic form into the hands of children.
2. **POWER** will also help fund ministries whose aim is to educate children about the importance of spending time reading the Bible and listening to biblical teaching.

#### **MARK 12:24 NIRV**

One day a group of Sadducees came to Jesus with a question. Sadducees were wealthy members of the ruling council who were known for not accepting the promise of the resurrection. The question they asked Jesus on that day revealed to Jesus that the Sadducees did not understand the Scriptures. Before Jesus answered their question, He told them what the real problem was.

*"Jesus replied, 'You are mistaken because you do not know the Scriptures. And you do not know the power of God'"* (Mark 12:24, NIRV).

Children face difficulties in their lives. Many of them may have a lot of questions they would like to ask Jesus. Just as was the case with the Sadducees, children can begin to find the answers they seek when they engage in reading the Bible or listening to biblical teaching on a regular basis.

#### **HOW DO I GET INVOLVED?**

Inspire the children of your local church to help combat biblical illiteracy by getting involved with **POWER**. When you visit [www.krknaz.com](http://www.krknaz.com), you will find promotional items and additional information about **POWER**, including five mission lessons that you may download and use for free. You can also order posters, bookmarks, and bracelets to further raise awareness of **POWER**.

Dan Harris  
KRK Ministry Coordinator

# POWER PROMOTIONAL ITEMS

Help get the children of your local church excited about **POWER** by ordering your **POWER** promotional items. These items can be purchased securely online at [www.krknaz.com](http://www.krknaz.com), or you can fill out and mail in the form below.

Name of Church: \_\_\_\_\_  
 Name of Contact Person: \_\_\_\_\_ Phone: \_\_\_\_\_  
 Address: \_\_\_\_\_ City: \_\_\_\_\_ St/Prov \_\_\_\_\_  
 Email Address: \_\_\_\_\_ Zip: \_\_\_\_\_

**POWER** Bracelets  
 Red & Pink Versions  
 One Bracelet,  
 Two Messages  
 Power & Mark 12:24  
 on opposite sides.



## POWER Posters (17x17) Red & Pink Versions



## POWER Bookmarks (2 1/8 x 6 1/2) Red & Pink Versions



Item Description	Item #	TOTAL # OF ITEMS	\$ Per Item	LINE TOTAL
17x17 <b>POWER</b> Poster (Red)	<b>PWR 001</b>		<b>\$1.00 EA</b>	\$
17x17 <b>POWER</b> Poster (Pink)	<b>PWR 002</b>		<b>\$1.00 EA</b>	\$
<b>POWER</b> Bracelets (Red)	<b>PWR 003</b>		<b>\$0.20 EA</b>	\$
<b>POWER</b> Bracelets (Pink)	<b>PWR 004</b>		<b>\$0.20 EA</b>	\$
<b>POWER</b> Bookmarks (Red)	<b>PWR 005</b>		<b>\$0.10 EA</b>	\$
<b>POWER</b> Bookmarks (Pink)	<b>PWR 006</b>		<b>\$0.10 EA</b>	\$
Items Total				\$
Postage Total				\$
SubTotal				\$
Payment				\$
Balance				\$

Postage Order Total	Postage Cost
\$0.10 to \$10.00	\$3.00
\$10.10 to \$25.00	\$5.00
\$25.10 to \$50.00	\$7.50
\$50.10 to \$100.00	\$10.00
\$100.10 to \$150.00	\$12.50
\$150.10+	\$15.00

Make checks out to Kids Reaching Kids or General Treasurer. Or, if you prefer, you can enter your credit card information below.

Please send everything to: Kids Reaching Kids C/O Dan Harris  
 17001 Prairie Star Parkway, Lenexa, KS 66220

### Credit Card Information


Name as it appears on card \_\_\_\_\_  
 Billing Address \_\_\_\_\_ City \_\_\_\_\_ St \_\_\_\_\_ Zip \_\_\_\_\_  
 Card Type \_\_\_ MC \_\_\_ Visa \_\_\_ Discover \_\_\_ AMEX Exp. Date \_\_\_\_ (MO) / \_\_\_\_ (Year)  
 Card Number \_\_\_\_\_



# BOLD

THEY WERE BOLD WHEN THEY SPOKE GOD'S WORD

ACTS 4:31



# BOLD

JOIN US ON A BOLD ADVENTURE!

VBS 2016  
SCOPE & SEQUENCE

## DAY 1 - OUR BOLDNESS COMES FROM JESUS

ACTS 4:1-22 - PETER & JOHN BEFORE THE SANHEDRIN  
THE LEADERS SAW HOW BOLD PETER AND JOHN WERE. THEY ALSO REALIZED  
THAT PETER AND JOHN WERE ORDINARY MEN...THEY REALIZED THAT THESE  
MEN HAD BEEN WITH JESUS. ACTS 4:13 A,C



## DAY 2 - OUR WISDOM COMES FROM JESUS' SPIRIT

ACTS 6:8-15, 7:1-60 - STEPHEN THE MARTYR  
THEY ALL BEGAN TO ARGUE WITH STEPHEN. BUT HE WAS TOO WISE FOR THEM. THAT'S  
BECAUSE THE HOLY SPIRIT GAVE STEPHEN WISDOM WHENEVER HE SPOKE. ACTS 6:9B, 10



## DAY 3 - OUR SALVATION COMES THROUGH JESUS

ACTS 13:13-52, 14:1-7 - PAUL & BARNABUS PREACH IN THE SYNAGOGUE  
MY FRIENDS, HERE IS WHAT I WANT YOU TO KNOW. I ANNOUNCE TO YOU THAT YOUR SINS  
CAN BE FORGIVEN BECAUSE OF WHAT JESUS HAS DONE. THROUGH HIM EVERYONE WHO  
BELIEVES IS SET FREE FROM EVERY SIN. ACTS 13:38-39A



## DAY 4 - THE TRUTH OF JESUS COMES FROM THE WORD

ACTS 18:24-28 - PRICILLA, AQUILA, & APOLLOS  
APOLLOS WANTED TO GO TO ACHAIA... HE WAS A GREAT HELP TO THOSE WHO HAD BECOME  
BELIEVERS BY GOD'S GRACE... HE ARGUED STRONGLY AGAINST JEWS WHO DISAGREED  
WITH HIM. HE PROVED FROM THE SCRIPTURES THAT JESUS WAS THE MESSIAH. ACTS 18:27A,C & 28B



## DAY 5 - WE BOLDLY TELL OTHERS THE GOOD NEWS OF JESUS

ACTS 8: 26-40 - PHILIP BOLDLY TOLD THE ETHIOPIAN THE GOOD NEWS OF JESUS  
SO PHILIP RAN UP TO THE CHARIOT. HE HEARD THE MAN READING ISAIAH THE PROPHET. "DO YOU  
UNDERSTAND WHAT YOU'RE READING?" PHILIP ASKED... "HOW CAN I?" HE SAID. "I NEED SOMEONE  
TO EXPLAIN IT TO ME." HE TOLD HIM THE GOOD NEWS ABOUT JESUS. ACTS 8:30B, 31, & 35B



**BE OUTSPOKEN... LIVE IT DAILY!**

**THEY WERE BOLD WHEN THEY SPOKE GOD'S WORD! - ACTS 4:31B**



**BE OUTSPOKEN... LIVE IT DAILY!**







## SITE STRUCTURE/GROUPING SUGGESTIONS & IDEAS

The number of groups your VBS will have depends on **FIVE MAIN FACTORS**: 1) the number of sites you wish to include; 2) the total number of children registered for your VBS; 3) the ages of the children; 4) the number of adult leaders and volunteers; and 5) the time and length of your VBS.

### **HOW MANY SITES DO YOU PLAN ON INCLUDING?**

There are seven sites that you can include in your VBS. Your decision concerning number of sites, like your decision on the number of groups to include, will also be impacted by the number and age of the children who are registered for your VBS and the number of available adult site leaders and volunteers. You may also consider combining sites, as a number of them work well together. Examples include, combining Snacks & Games, Bible Story & Bible Memory, or Missions & Discipleship.

### **THE NUMBER OF CHILDREN REGISTERED FOR YOUR VBS**

While you can never be 100% certain when it comes to knowing the number of children who will attend your VBS, there are ways to establish a good estimate. Preregistration is one very helpful suggestion. You can find the BOLD preregistration/registratin form on the Resources page at [www.boldvbs.com](http://www.boldvbs.com). You should also consider the size of your local congregation and your community, along with possible conflicts with sports or clubs the children of your community are involved with.

### **WHAT ARE THE AGES OF THE CHILDREN WHO WILL ATTEND YOUR VBS?**

Preregistration will help you determine the ages of many of the children who will be attending your VBS. When it comes to forming groups based on the ages of the children, there are a number of ways you can do this. Some churches use grade levels, which can be determined by the last school grade completed. Plus, combining two or more grade levels together is a common practice.

### **HOW MANY ADULT LEADERS AND VOLUNTEERS WILL YOU HAVE?**

Countless books and articles have been written on the subject of the best way to recruit volunteers. Unfortunately, there is no sure-fire way to successfully recruit volunteers that has proven effective in every situation; however, an excited and encouraging VBS director is definitely a must.

### **WHAT WILL BE THE TIME LENGTH OF YOUR VBS?**

When deciding the time and length of each day of your VBS, there are a number of things to consider. Some churches may prefer to hold their VBS during the middle of the day. This often allows you more time, which would also allow you to have more sites. However, scheduling a VBS in the middle of the day might make it difficult for some churches to find volunteers. Holding your VBS in the evening typically allows you to draw from a larger pool of possible volunteers, but it may require you to shorten the length of each night's VBS or the number of sites. The times included on the suggested VBS Groupings and Site Structure on page 11 are typical for those churches or ministries who choose to hold their VBS in the evening. However, the ultimate decision on the time and length of your VBS should be based on what will work best for your individual situation.

## **SUGGESTED VBS GROUPINGS AND SITE STRUCTURE**

Once you have considered the **FIVE MAIN FACTORS** above, you can begin to make some final decisions concerning the number of groups and sites you will include in your VBS. On the following page you will find some suggestions to help you make your final plans. A blank planning Grouping and Site Structure can be found on the Resources page at [www.boldvbs.com](http://www.boldvbs.com).





### SEVEN GROUPS - SEVEN SITES (3 TO 3.5 HOUR)

The times in the example below are only suggestions. How you organize your VBS is up to you.

(3 Hour)	6:00-6:20	6:20-6:40	6:40-7:00	7:00-7:20	7:20-7:40	7:40-8:00	8:00-8:20	8:20-8:40	8:40-9:00
(3.5 Hour)	5:00-5:20	5:20-5:45	5:45-6:10	6:10-6:35	6:35-7:00	7:00-7:25	7:25-7:50	7:50-8:15	8:15-8:30
<b>OPENIGN/ CLOSING</b>	<b>ALL TOGETHER</b>								<b>ALL TOGETHER</b>
<b>BIBLE STORY</b>	K & PRE K	GRADE 6	GRADE 5	GRADE 4	GRADE 3	GRADE 2	GRADE 1		
<b>BIBLE MEMORY</b>	GRADE 1	K & PRE K	GRADE 6	GRADE 5	GRADE 4	GRADE 3	GRADE 2		
<b>NO GAMES</b>	GRADE 2	GRADE 1	K & PRE K	GRADE 6	GRADE 5	GRADE 4	GRADE 3		
<b>ORDI'S SNACK SHACK</b>	GRADE 3	GRADE 2	GRADE 1	K & PRE K	GRADE 6	GRADE 5	GRADE 4		
<b>JELLI TIME CRAFTS</b>	GRADE 4	GRADE 3	GRADE 2	GRADE 1	K & PRE K	GRADE 6	GRADE 5		
<b>TELLY MISSIONS</b>	GRADE 5	GRADE 4	GRADE 3	GRADE 2	GRADE 1	K & PRE K	GRADE 6		
<b>INKWELL DISCIPLESHIP</b>	GRADE 6	GRADE 5	GRADE 4	GRADE 3	GRADE 2	GRADE 1	K & PRE K		

### FOUR GROUPS - FOUR SITES (2 TO 2.5 HOUR)

The times in the example below are only suggestions. How you organize your VBS is up to you.

(2 Hour)	6:00-6:20	6:20-6:40	6:40-7:00	7:00-7:20	7:20-7:40	7:40-8:00
(2.5 Hour)	6:00-6:20	6:20-6:50	6:50-7:20	7:20-7:45	7:45-8:15	8:15-8:30
<b>OPENIGN/ CLOSING</b>	<b>ALL TOGETHER</b>				<b>ALL TOGETHER</b>	
<b>BIBLE STORY/ BIBLE MEMORY</b>	K & PRE K	GRADES 5 & 6	GRADES 3 & 4	GRADES 1 & 2		
<b>ORDI'S SNACK SHACK/ NO GAMES</b>	GRADES 1 & 2	K & PRE K	GRADES 5 & 6	GRADES 3 & 4		
<b>JELLI TIME CRAFTS</b>	GRADES 3 & 4	GRADES 1 & 2	K & PRE K	GRADES 5 & 6		
<b>TELLY MISSIONS/ INKWELL DISCIPLESHIP</b>	GRADES 5 & 6	GRADES 3 & 4	GRADES 1 & 2	K & PRE K		

A blank site structure grouping/worksheet to allow you to set up a custom schedule for your VBS is available on the Resources page at [www.boldvbs.com](http://www.boldvbs.com)





## BIBLE STORY

The Bible Story site is the most important site of your VBS. The daily Bible Story sets the focus and direction for each day. Your Bible Story Submarine Captain (leader) should possess the ability to help the story come to life for the children. The children need to know that the stories found in Scripture are more than just interesting stories. They need to be made aware of the fact that these people and the events surrounding their lives really happened. These are stories of real people who lived real lives with a real **BOLDNESS** for Christ.

The location you choose for the Bible Story should be a place free of distractions. Trying to hold the attention of young children is challenging enough without additional interruptions. Another great idea is to have volunteers come dressed as the individuals from the Bible story. They can help tell or act out the story as it is being told.

A good Bible Story Submarine Captain comes prepared. The Leader's Guide Bible Story pages for each day provide important background information and additional passages of Scripture to help your Sub Captain accomplish this.

Finally, if your VBS needs to combine sites, the Bible Memory site (below) is an ideal combination with the Bible Story site.



## BIBLE MEMORY

Helping to hide God's Word in the hearts of children is one of the most important aspects of a child's discipleship. The Bible Memory site will help you in this effort.

This year we have provided a daily memory verse from a portion of the Bible other than the daily Bible story. This will help the children see how significant themes, like being **BOLD** for Jesus, are found throughout the Bible.



Also new this year is a special **BOLD JR** edition of the Bible Memory site. This **BOLD JR** edition is ideal for your K and pre-K children. Both the regular Bible Memory and the Bible Memory JR leader's guide pages provide your Bible Memory Submarine Captain with a fun and effective way to help children memorize each verse.

Each day's Bible Memory site uses a different method of teaching the daily memory verse. This includes using methods like games, having children add phrases or motions, etc. If your Bible Memory Submarine Captain feels more comfortable using one of the various methods over the particular one that is suggested for one of the days of VBS, encourage them to make whatever adjustments they feel are necessary.

Using incentives like the daily bracelet or daily character card to reward a child who successfully recites the daily memory verse is a great idea. However, if your Bible Memory Submarine Captain feels that a child has given their best effort despite not being able to recite the entire verse from memory, you should encourage them to use their own judgement when rewarding the children.



# BOLD

THEY WERE BOLD WHEN THEY SPOKE GOD'S WORD

ACTS 4:31



## MO GAMES

Salvy the Lobster has a number of **BOLD** and exciting games for the children of your VBS to enjoy. By participating in the Mo Games, children will have the opportunity to exercise their physical bodies while they also exercise their spiritual bodies during VBS. The lobster - particularly how a lobster grows - is a great example of what is taking place in the lives of children as they grow as Jesus' disciples. Did you know that before a lobster grows, it must go through a process called molting? Unlike humans, a lobster has a rigid exoskeleton, or shell, that it must get rid of before it can grow larger. Lobsters must break out of their shells by flexing their bodies back and forth. Once the old shell is gone, a new larger one can grow. Although a lobster will continue to molt its entire life, it is during its early life when it will molt the most. Before a lobster reaches one pound, it will have molted up to 25 times. Growing as a disciple of Jesus is like molting. Many people have bad habits and behaviors




that Jesus wants to help them get rid of. A disciple of Jesus may have to work hard to break those bad habits and behaviors; but when they do, it allows them to grow into **BOLD** and strong disciples. As the children exercise their bodies during Mo Games, which is helping their physical bodies to grow stronger, remind them that they are also helping their spiritual bodies grow **BOLDER**. Included with each Mo Game is a Spiritual Truth that you can share with the children.

## ORDI'S SNACK SHACK

A snack idea based on **BOLD'S** underwater theme has been created for each day to help you give the children of your VBS a fun and tasty way to experience a **BOLD** Vacation Bible School. The snack ideas require some prep time, but the results of your effort will be well worth it. VBS directors often find that the snack site does not always require as much time as the other sites. If you find this to be the case, consider combing Ordi's Snack Shack with one of the other sites. The snack ideas featured in Ordi's Snack Shack include:



**DAY 1 - UNDER THE SEA**  
**GRAHAM CRACKERS**



**DAY 2 - JELLYFISH**  
**HOT DOGS**



**DAY 3 - DORDI'S**  
**DELIGHTS**



**DAY 5 - GO AND SHARE**  
**THE GOOD NEWS**  
**SNACK PACK**



**DAY 4 - INKWELL (OCTOPUS) IN A BLANKET**

**BE OUTSPOKEN... LIVE IT DAILY!**



# BOLD

THEY WERE BOLD WHEN THEY SPOKE GOD'S WORD

ACTS 4:31



## JELLI TIME CRAFTS

Each day the children of your VBS will have the opportunity to create a special craft that is based on either the day's underwater friend, Bible Story, or theme. Each craft idea was chosen to provide children the opportunity to create a lasting reminder of their **BOLD** adventure.

The Jelly Time Craft ideas include:

**DAY 1 - THE ORDINARY BOLD FISH**



**DAY 2 - JELLI TIME WIND CHIME**




**DAY 3 - U.B.S. ACTION SUBMARINES**



**DAY 4 - BOLD BIBLE BOOKMARKS**



**DAY 5 - BOLD SCROLL OF GOOD NEWS**



## INKWELL DISCIPLESHIP

Each day's BOLD VBS Activity Page also includes a focus on discipleship. When a child accepts Jesus Christ as their Savior, they become one of His disciples. By including a discipleship site, you can help your children grow as Jesus' disciples.

One of the most important ways to disciple young children is by helping them develop spiritual disciplines. In the same way an athlete or musician works hard to improve their skills, disciples of Jesus Christ also need daily spiritual exercises to grow to be more like Jesus. Each day of the Inkwell Discipleship site helps children focus on a spiritual discipline. These include prayer, Bible reading, humility, fasting, and service.

A detailed lesson plan is available in the leader's guide to help your Discipleship Submarine Captain lead the children through each day's spiritual discipline. In addition, page two of each day's Bold Activity Pages includes an Inkwell Discipleship activity section.

A successful Inkwell Discipleship Submarine Captain is one who leads by example. Despite the fact that these lesson plans and discipleship exercises have been prepared for the children of your VBS, the spiritual disciplines being taught are spiritual exercises that disciples of Jesus Christ never outgrow.

Encourage your Discipleship Submarine Captain to embrace incorporating each spiritual discipline into their daily lives.

Finally, if your VBS needs to combine sites, the Inkwell Discipleship and Telly Missions site (page 14) will work well together.



**BE OUTSPOKEN... LIVE IT DAILY!**



# BOLD

## THEY WERE BOLD WHEN THEY SPOKE GOD'S WORD

### ACTS 4:31



## TELLY MISSIONS

Helping a child gain an appreciation for the importance of missions and the role each child plays when they contribute to missions efforts is one of the most important aspects of their growth as Jesus' disciple. To help you accomplish this, **BOLD** VBS includes Telly Missions. Each day children will learn about the results of previous Kids Reaching Kids missions efforts, or they will focus on an activity designed to stress the importance of the current year's Mission Offering Project. If the structure of your VBS does not allow you to have a specific missions site, children will still have the opportunity to begin a missional lifestyle as they contribute to the Kids Reaching Kids offering. In addition, each day's **BOLD** Activity Page includes a Telly Missions section.



## WHAT IS NEW THIS YEAR?

The **BOLD** VBS curriculum includes resources for Pre-K & K children. These resources include:

## BOLD JR VACATION BIBLE SCHOOL PAGES




### BOLD JR BIBLE STORIES

### BOLD JR BIBLE MEMORY

### BOLD JR ACTIVITY PAGES

### BOLD JR COLORING PAGES



PowerPoint & Bible Story Boards for each day of **BOLD** are available on each Day's resource page.



## BOLD MUSIC AND LYRIC VIDEOS!



In response to your requests, five **BOLD** songs, each with their own lyric video, are available for purchase and download. See the resources page at [www.boldvbs.com](http://www.boldvbs.com) for all the details.

### BE OUTSPOKEN... LIVE IT DAILY!





## DAY 1 - OVERVIEW & OPENING SESSION

<p><b>THEME</b> OUR BOLDNESS COMES FROM JESUS</p>	<p><b>SCRIPTURE FOCUS</b> ACTS 4:1-22 PETER &amp; JOHN BEFORE THE SANHEDRIN</p>	<p><b>KEY VERSE</b> ACTS 4:13 A,C</p>	<p><b>MEMORY VERSE</b> PROVERBS 28:1</p>	
<p><b>NO GAMES</b> CLEANING THE FISH BOWL</p>	<p><b>ORDI'S SNACK SHACK</b> UNDER THE SEA GRAHAM CRACKERS</p>	<p><b>JELLI TIME CRAFTS</b> THE ORDINARILY BOLD FISH</p>	<p><b>TELLY MISSIONS</b> THE POWER CHALLENGE</p>	<p><b>INKWELL DISCIPLESHIP</b> SPIRITUAL DISCIPLINE PRAYER</p>

### Opening Session

PowerPoint slides for each Opening Session of BOLD have been prepared and are available on the BOLD VBS Resources & Curriculum page at [www.boldvbs.com](http://www.boldvbs.com).

**Welcome:** A very effective way to signal to the children that it is time to begin is by opening with a song. BOLD VBS includes five daily themed songs/lyric videos that are designed to introduce and reinforce each day's theme. Any of the five songs are appropriate to use during the welcome time.

**Greeting:** Take a moment to welcome the children, expressing how excited you are that they have come to VBS. Introduce yourself, your rotation leaders, volunteers, and staff members.

**Opening Prayer:** Invite Christ into your VBS by opening each night with prayer. Consider asking someone different each night to offer this prayer.

**BOLD VBS Theme & Bible Basis:** Introduce the overarching theme of VBS, BOLD: Be Outspoken... Live it Daily! Tell the children that this week in VBS they will be learning what it means to be BOLD for Jesus. This is also a perfect time to introduce the children to the passage of Scripture that will serve as the Bible basis for BOLD, Acts 4:31b "They were BOLD when they spoke God's Word!"


**Daily Theme & Scripture Focus:** Share with the children the Day 1 Theme, Our Boldness Comes from Jesus, and the Day 1 Scripture Focus: Acts 4:1-22 – Peter & John Before the Sanhedrin.

**Day 1 Song/Lyric Video:** Following the introduction of the Daily Theme & Scripture Focus is the perfect time to introduce the Day 1 song/lyric video. Teach the children the words and motions, which can be found on the BOLD VBS Resources & Curriculum page at [www.boldvbs.com](http://www.boldvbs.com). Then lead them through the Day 1 song/lyric video.


**Opening Skit:** Take a moment to introduce the opening skit by reading the following: All this week, we are going on a BOLD adventure. You will be crew members of the United Bold Submarine or UBS ACTION. Our guide on our BOLD adventure this week will be Dorsi, a dolphin who will help us navigate the deep sea. Along our BOLD adventure we will encounter a number of friends who are going to help us learn how to be BOLD for Jesus. The friend we will meet today is Ordi, a very ordinary fish who has an extraordinary love for Jesus. Let's now give all of our attention to Dorsi as we begin our BOLD adventure.

**Mission Offering Project:** The Kids Reaching Kids Mission Offering Project for 2016 is called POWER: Unlocking the Power of God's Word! The Bible basis is Mark 12:24 (NIRV), "Jesus replied, 'You are mistaken, because you do not know the Scriptures. And you do not know the power of God.'" Read the following to the children: We live in a world today that can be very confusing. When we are faced with a difficult situation, we can find POWER to overcome it through God's Word. But many children around the world still do not have easy access to God's Word. The VBS offering you bring this week will help equip children all across the globe with God's Word.

**Concluding the Opening Session:** Before you send the children to their first VBS rotation, lead them through the Day 1 song/lyric video one more time. This will once again introduce and reinforce the Day 1 theme.



## ORDINARY FOLLOWERS OF JESUS CAN BE BOLD!



## DAY 1 - CLOSING SESSION

PowerPoint slides for each Closing Session of BOLD have been prepared and are available on the BOLD VBS Resources & Curriculum page at [www.boldvbs.com](http://www.boldvbs.com).

**Welcome:** As the children are returning for the closing session, have your music leader lead the children in the Day 1 or another of the BOLD VBS songs.

**Greeting:** Take a moment to welcome the children to the closing session. This is a perfect opportunity to review with the children what they learned during the Day 1 Bible story, Peter and John before the Sanhedrin. Take some time to review the story and ask the children some key questions from the lesson. You may also choose to ask one of the children to recite the Day 1 memory verse from Proverbs 28:1 or the Day 1 theme: Our Boldness Comes from Jesus.

**Closing Skit:** Take a moment to introduce the closing skit by reading the following: All this week, we are going on a BOLD adventure. We will be traveling on the submarine Action. Our guide on our BOLD adventure this week will be Dorsi, a dolphin who will help us navigate the deep sea. Along our BOLD adventure we will encounter a number of friends who are going to help us learn how to be BOLD for Jesus. The friend we met in the opening skit today was Ordi, a very ordinary fish who has an extraordinary love for Jesus. Now, let's once again give all of our attention to Dorsi as we continue on our BOLD adventure.

**Mission Offering Project:** Remind the children of the Kids Reaching Kids Mission Offering Project, Power: Unlocking the Power of God's Word. Announce the total of the offering collected in the opening session. Encourage the children to share with their friends and family about Kids Reaching Kids and this year's Mission Offering Project.

**Concluding the Closing Session:** A great way to wrap up each night of VBS is by closing with a final song. Following the song, take a moment to once again review with the children the key theme and lessons that were taught during VBS that day. Make important announcements for both the children and your leaders. Close the evening in prayer.







### DAY 2 - OVERVIEW & OPENING SESSION

<b>THEME</b> OUR WISDOM COMES FROM JESUS	<b>SCRIPTURE FOCUS</b> ACTS 6:8-15, 7:1-60 STEPHEN THE MARTYR	<b>KEY VERSE</b> ACTS 6:9B, 10	<b>MEMORY VERSE</b> HEBREWS 13:6
--	---	-----------------------------------	-------------------------------------



<b>MO GAMES</b> STONE SOUP RELAY	<b>ORDI'S SNACK SHACK</b> JELLYFISH HOTDOGS	<b>JELLI TIME CRAFTS</b> JELLI CHIME WIND CHIMES	<b>TELLY MISSIONS</b> PAPYRUS	<b>INKWELL DISCIPLESHIP</b> SPIRITUAL DISCIPLINE BIBLE READING
-------------------------------------	--	--	----------------------------------	--



### Opening Session

PowerPoint slides for each Opening Session of BOLD have been prepared and are available on the BOLD VBS Resources & Curriculum page at [www.boldvbs.com](http://www.boldvbs.com).

**Welcome:** A very effective way to signal to the children that it is time to begin is by opening with a song. BOLD VBS includes five daily themed songs/lyric videos that are designed to introduce and reinforce each day's theme. Any of the five songs are appropriate to use during the welcome time.

**Greeting:** Take a moment to welcome the children, expressing how excited you are that they have come to VBS. Introduce yourself, your rotation leaders, volunteers, and staff members.

**Opening Prayer:** Invite Christ into your VBS by opening each night with prayer. Consider asking someone different each night to offer this prayer.

**BOLD VBS Theme & Bible Basis:** Introduce the overarching theme of VBS, BOLD: Be Outspoken... Live it Daily! Tell the children that this week in VBS they will be learning what it means to be BOLD for Jesus. This is also a perfect time to introduce the children to the passage of Scripture that will serve as the Bible basis for BOLD, Acts 4:31b "They were BOLD when they spoke God's Word!"

**Daily Theme & Scripture Focus:** Share with the children the Day 2 Theme, Our Wisdom Comes from Jesus, and the Day 2 Scripture Focus: Acts 6:8-15, 7:1-60, Stephen the Martyr.

**Day 2 Song/Lyric Video:** Following the introduction of the Daily Theme & Scripture Focus is the perfect time to introduce the Day 2 song/lyric video. Teach the children the words and motions, which can be found on the BOLD VBS Resources & Curriculum page at [www.boldvbs.com](http://www.boldvbs.com). Then lead them through the Day 2 song/lyric video.

**Opening Skit:** Take a moment to introduce the opening skit by reading the following: All this week, we are going on a BOLD adventure. You will be crew members of the United Bold Submarine or UBS ACTION. Our guide on our BOLD adventure this week will be Dorsi, a dolphin who will help us navigate the deep sea. Along our BOLD adventure we will encounter a number of friends who are going to help us learn how to be BOLD for Jesus. The friend we will meet today is Jelli, a jellyfish who listens for and trusts the voice of Jesus' Spirit. Let's now give all of our attention to Dorsi as we begin our BOLD adventure.

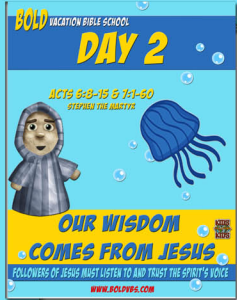
**Mission Offering Project:** The Kids Reaching Kids Mission Offering Project for 2016 is called POWER: Unlocking the Power of God's Word! The Bible basis is Mark 12:24 (NIRV), "Jesus replied, 'You are mistaken, because you do not know the Scriptures. And you do not know the power of God.'" Read the following to the children: We live in a world today that can be very confusing. When we are faced with a difficult situation, we can find POWER to overcome it through God's Word. But many children around the world still do not have easy access to God's Word. The VBS offering you bring this week will help equip children all across the globe with God's Word.

**Concluding the Opening Session:** Before you send the children to their first VBS rotation, lead them through the Day 2 song/lyric video one more time. This will once again introduce and reinforce the Day 2 theme.

**FOLLOWERS OF JESUS MUST LISTEN TO AND TRUST THE VOICE OF HIS SPIRIT**







### DAY 2 - CLOSING SESSION

PowerPoint slides for each Closing Session of BOLD have been prepared and are available on the BOLD VBS Resources & Curriculum page at [www.boldvbs.com](http://www.boldvbs.com).

**Welcome:** As the children are returning for the closing session, have your music leader lead the children in the Day 2 or another of the BOLD VBS songs.

**Greeting:** Take a moment to welcome the children to the closing session. This is a perfect opportunity to review with the children what they learned during the Day 2 Bible story, Stephen the Martyr. Take some time to review the story and ask the children some key questions from the lesson. You may also choose to ask one of the children to recite the Day 2 memory verse from Hebrews 13:6 or the Day 2 theme: Our Wisdom Comes from Jesus' Spirit.


**Closing Skit:** Take a moment to introduce the closing skit by reading the following: All this week, we are going on a BOLD adventure. We will be traveling on the submarine Action. Our guide on our BOLD adventure this week will be Dorsi, a dolphin who will help us navigate the deep sea. Along our BOLD adventure we will encounter a number of friends who are going to help us learn how to be BOLD for Jesus. The friend we met in the opening skit today was Jelli, a bold Jellyfish who finds wisdom in difficult times by listening for the voice of Jesus' Spirit. Now, let's once again give all of our attention to Dorsi as we continue on our BOLD adventure.

**Mission Offering Project:** Remind the children of the Kids Reaching Kids Mission Offering Project, Power: Unlocking the Power of God's Word. Announce the total of the offering collected in the opening session. Encourage the children to share with their friends and family about Kids Reaching Kids and this year's Mission Offering Project.

**Concluding the Closing Session:** A great way to wrap up each night of VBS is by closing with a final song. Following the song, take a moment to once again review with the children the key theme and lessons that were taught during VBS that day. Make important announcements for both the children and your leaders. Close the evening in prayer.



# WISDOM







### DAY 3 - OVERVIEW & OPENING SESSION

<b>THEME</b> <b>OUR SALVATION COMES THROUGH JESUS</b>	<b>SCRIPTURE FOCUS</b> ACTS 13:13-52, 14:1-7 PAUL & BARNABUS PREACH IN THE SYNAGOGUE	<b>KEY VERSE</b> ACTS 13:38-39A	<b>MEMORY VERSE</b> HEBREWS 4:16A
--	--	------------------------------------	--------------------------------------

<b>MO GAMES</b> LOBSTER SOCCER	<b>ORDI'S SNACK SHACK</b> DORSI'S DELIGHTS	<b>JELLI TIME CRAFTS</b> U.B.S. ACTION SUBMARINE	<b>TELLY MISSIONS</b> NEWS FROM ASIA PACIFIC	<b>INKWELL DISCIPLESHIP</b> SPIRITUAL DISCIPLINE HUMILITY
-----------------------------------	---	---	---	--

### Opening Session

PowerPoint slides for each Opening Session of BOLD have been prepared and are available on the BOLD VBS Resources & Curriculum page at [www.boldvbs.com](http://www.boldvbs.com).

**Welcome:** A very effective way to signal to the children that it is time to begin is by opening with a song. BOLD VBS includes five daily themed songs/lyric videos that are designed to introduce and reinforce each day's theme. Any of the five songs are appropriate to use during the welcome time.

**Greeting:** Take a moment to welcome the children, expressing how excited you are that they have come to VBS. Introduce yourself, your rotation leaders, volunteers, and staff members.

**Opening Prayer:** Invite Christ into your VBS by opening each night with prayer. Consider asking someone different each night to offer this prayer.

**BOLD VBS Theme & Bible Basis:** Introduce the overarching theme of VBS, BOLD: Be Outspoken... Live it Daily! Tell the children that this week in VBS they will be learning what it means to be BOLD for Jesus. This is also a perfect time to introduce the children to the passage of Scripture that will serve as the Bible basis for BOLD, Acts 4:31b "They were BOLD when they spoke God's Word!"

**Daily Theme & Scripture Focus:** Share with the children the Day 3 Theme, Our Salvation Comes Through Jesus, and the Day 3 Scripture Focus: Acts 13:13-52 & 14:1-7, Paul & Barnabus Preach in the Synagogue.

**Day 3 Song/Lyric Video:** Following the introduction of the Daily Theme & Scripture Focus is the perfect time to introduce the Day 3 song/lyric video. Teach the children the words and motions, which can be found on the BOLD VBS Resources & Curriculum page at [www.boldvbs.com](http://www.boldvbs.com). Then lead them through the Day 3 song/lyric video.

**Opening Skit:** Take a moment to introduce the opening skit by reading the following: All this week, we are going on a BOLD adventure. You will be crew members of the United Bold Submarine or UBS ACTION. Our guide on our BOLD adventure this week will be Dorsi, a dolphin who will help us navigate the deep sea. Along our BOLD adventure we will encounter a number of friends who are going to help us learn how to be BOLD for Jesus. The friend we will meet today is Salvy, a lobster who knows that salvation comes only through Jesus. Let's now give all of our attention to Dorsi as we begin our BOLD adventure.

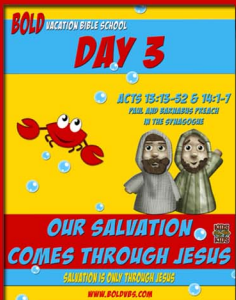
**Mission Offering Project:** The Kids Reaching Kids Mission Offering Project for 2016 is called POWER: Unlocking the Power of God's Word! The Bible basis is Mark 12:24 (NIRV), "Jesus replied. 'You are mistaken, because you do not know the Scriptures. And you do not know the power of God.'" Read the following to the children: We live in a world today that can be very confusing. When we are faced with a difficult situation, we can find POWER to overcome it through God's Word. But many children around the world still do not have easy access to God's Word. The VBS offering you bring this week will help equip children all across the globe with God's Word.

**Concluding the Opening Session:** Before you send the children to their first VBS rotation, lead them through the Day 3 song/lyric video one more time. This will once again introduce and reinforce the Day 3 theme.



## SALVATION IS ONLY THROUGH JESUS





## DAY 3 - CLOSING SESSION

PowerPoint slides for each Closing Session of BOLD have been prepared and are available on the BOLD VBS Resources & Curriculum page at [www.boldvbs.com](http://www.boldvbs.com).

**Welcome:** As the children are returning for the closing session, have your music leader lead the children in the Day 3 or another of the BOLD VBS songs.

**Greeting:** Take a moment to welcome the children to the closing session. This is a perfect opportunity to review with the children what they learned during the Day 3 Bible story, Paul and Barnabus Preach in the Synagogue. Take some time to review the story and ask the children some key questions from the lesson. You may also choose to ask one of the children to recite the Day 3 memory verse from Hebrews 4:6 or the Day 3 theme: Our Salvation Comes Through Jesus.

**Closing Skit:** Take a moment to introduce the closing skit by reading the following: All this week, we are going on a BOLD adventure. We will be traveling on the submarine Action. Our guide on our BOLD adventure this week will be Dorsi, a dolphin who will help us navigate the deep sea. Along our BOLD adventure we will encounter a number of friends who are going to help us learn how to be BOLD for Jesus. The friend we met in the opening skit today was Salvy, a bold lobster who learned that salvation can come only through Jesus. Now, let's once again give all of our attention to Dorsi as we continue on our BOLD adventure.

**Mission Offering Project:** Remind the children of the Kids Reaching Kids Mission Offering Project, Power: Unlocking the Power of God's Word. Announce the total of the offering collected in the opening session. Encourage the children to share with their friends and family about Kids Reaching Kids and this year's Mission Offering Project.

**Concluding the Closing Session:** A great way to wrap up each night of VBS is by closing with a final song. Following the song, take a moment to once again review with the children the key theme and lessons that were taught during VBS that day. Make important announcements for both the children and your leaders. Close the evening in prayer.







### DAY 4 - OVERVIEW & OPENING SESSION

<b>THEME</b> <i>THE TRUTH OF JESUS COMES FROM THE WORD</i>	<b>SCRIPTURE FOCUS</b> <i>ACTS 18:24-28 - PRICILLA, AQUILA, &amp; APOLLOS</i>	<b>KEY VERSE</b> <i>ACTS 18:27A,C &amp; 28B</i>	<b>MEMORY VERSE</b> <i>PSALM 25:5</i>
---	--	--	--



<b>NO GAMES</b> <i>BOLDLY SWIMMING THROUGH THE HOOP</i>	<b>ORDI'S SNACK SHACK</b> <i>INKWELL IN A BLANKET</i>	<b>JELLI TIME CRAFTS</b> <i>BOLD BIBLE BOOKMARK</i>	<b>TELLY MISSIONS</b> <i>THE TRUTH OF JESUS</i>	<b>INKWELL DISCIPLESHIP</b> <i>SPIRITUAL DISCIPLINE FASTING</i>
--	--	--	--	--

#### Opening Session

PowerPoint slides for each Opening Session of BOLD have been prepared and are available on the BOLD VBS Resources & Curriculum page at [www.boldvbs.com](http://www.boldvbs.com).

**Welcome:** A very effective way to signal to the children that it is time to begin is by opening with a song. BOLD VBS includes five daily themed songs/lyric videos that are designed to introduce and reinforce each day's theme. Any of the five songs are appropriate to use during the welcome time.

**Greeting:** Take a moment to welcome the children, expressing how excited you are that they have come to VBS. Introduce yourself, your rotation leaders, volunteers, and staff members.

**Opening Prayer:** Invite Christ into your VBS by opening each night with prayer. Consider asking someone different each night to offer this prayer.

**BOLD VBS Theme & Bible Basis:** Introduce the overarching theme of VBS, BOLD: Be Outspoken... Live it Daily! Tell the children that this week in VBS they will be learning what it means to be BOLD for Jesus. This is also a perfect time to introduce the children to the passage of Scripture that will serve as the Bible basis for BOLD, Acts 4:31b "They were BOLD when they spoke God's Word!"

**Daily Theme & Scripture Focus:** Share with the children the Day 4 Theme, The Truth of Jesus Comes From the Word, and the Day 4 Scripture Focus: Acts 18:24-28, Pricilla, Aquila, & Apollos.

**Day 4 Song/Lyric Video:** Following the introduction of the Daily Theme & Scripture Focus is the perfect time to introduce the Day 4 song/lyric video. Teach the children the words and motions, which can be found on the BOLD VBS Resources & Curriculum page at [www.boldvbs.com](http://www.boldvbs.com). Then lead them through the Day 4 song/lyric video.

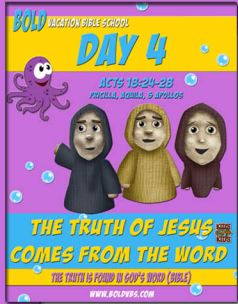
**Opening Skit:** Take a moment to introduce the opening skit by reading the following: All this week, we are going on a BOLD adventure. You will be crew members of the United Bold Submarine or UBS ACTION. Our guide on our BOLD adventure this week will be Dorsi, a dolphin who will help us navigate the deep sea. Along our BOLD adventure we will encounter a number of friends who are going to help us learn how to be BOLD for Jesus. The friend we will meet today is Inkwell, an octopus who knows that the truth about Jesus Christ is found in God's Word. Let's now give all of our attention to Dorsi as we begin our BOLD adventure.

**Mission Offering Project:** The Kids Reaching Kids Mission Offering Project for 2016 is called POWER: Unlocking the Power of God's Word! The Bible basis is Mark 12:24 (NIRV), "Jesus replied, 'You are mistaken, because you do not know the Scriptures. And you do not know the power of God.'" Read the following to the children: We live in a world today that can be very confusing. When we are faced with a difficult situation, we can find POWER to overcome it through God's Word. But many children around the world still do not have easy access to God's Word. The VBS offering you bring this week will help equip children all across the globe with God's Word.

**Concluding the Opening Session:** Before you send the children to their first VBS rotation, lead them through the Day 4 song/lyric video one more time. This will once again introduce and reinforce the Day 4 theme.

**THE TRUTH OF JESUS COMES FROM THE WORD!**





## DAY 4 - CLOSING SESSION

PowerPoint slides for each Closing Session of BOLD have been prepared and are available on the BOLD VBS Resources & Curriculum page at [www.boldvbs.com](http://www.boldvbs.com).


**Welcome:** As the children are returning for the closing session, have your music leader lead the children in the Day 4 or another of the BOLD VBS songs.

**Greeting:** Take a moment to welcome the children to the closing session. This is a perfect opportunity to review with the children what they learned during the Day 4 Bible story, Priscilla, Aquila, & Apollos. Take some time to review the story and ask the children some key questions from the lesson. You may also choose to ask one of the children to recite the Day 4 memory verse from Psalm 25:5 or the Day 4 theme: The Truth of Jesus Comes from the Word.

**Closing Skit:** Take a moment to introduce the closing skit by reading the following: All this week, we are going on a BOLD adventure. We will be traveling on the submarine Action. Our guide on our BOLD adventure this week will be Dorsi, a dolphin who will help us navigate the deep sea. Along our BOLD adventure we will encounter a number of friends who are going to help us learn how to be BOLD for Jesus. The friend we met in the opening skit today was Inkwel, a bold octopus who found that the truth about Jesus comes from God's Word (Bible). Now, let's once again give all of our attention to Dorsi as we continue on our BOLD adventure.

**Mission Offering Project:** Remind the children of the Kids Reaching Kids Mission Offering Project, Power: Unlocking the Power of God's Word. Announce the total of the offering collected in the opening session. Encourage the children to share with their friends and family about Kids Reaching Kids and this year's Mission Offering Project.

**Concluding the Closing Session:** A great way to wrap up each night of VBS is by closing with a final song. Following the song, take a moment to once again review with the children the key theme and lessons that were taught during VBS that day. Make important announcements for both the children and your leaders. Close the evening in prayer.







### DAY 5 - OVERVIEW & OPENING SESSION

<b>THEME</b> WE BOLDLY TELL OTHERS THE GOOD NEWS OF JESUS	<b>SCRIPTURE FOCUS</b> ACTS 8:26-40 - PHILIP BOLDLY TOLD THE ETHIOPIAN THE GOOD NEWS OF JESUS	<b>KEY VERSE</b> ACTS 8:30B, 31, 35B	<b>MEMORY VERSE</b> EPHESIANS 6:19B
---	--	---	--



<b>NO GAMES SAVED FROM THE CURRENT</b>	<b>ORDI'S SNACK SHACK GO AND SHARE THE GOOD NEWS</b>	<b>JELLI TIME CRAFTS BOLD SCROLL OF GOOD NEWS</b>	<b>TELLY MISSIONS POWER MISSIONS BOX</b>	<b>INKWELL DISCIPLESHIP SPIRITUAL DISCIPLINE SERVICE</b>
--	--	---	--	--

#### Opening Session

PowerPoint slides for each Opening Session of BOLD have been prepared and are available on the BOLD VBS Resources & Curriculum page at [www.boldvbs.com](http://www.boldvbs.com).

**Welcome:** A very effective way to signal to the children that it is time to begin is by opening with a song. BOLD VBS includes five daily themed songs/lyric videos that are designed to introduce and reinforce each day's theme. Any of the five songs are appropriate to use during the welcome time.

**Greeting:** Take a moment to welcome the children, expressing how excited you are that they have come to VBS. Introduce yourself, your rotation leaders, volunteers, and staff members.

**Opening Prayer:** Invite Christ into your VBS by opening each night with prayer. Consider asking someone different each night to offer this prayer.

**BOLD VBS Theme & Bible Basis:** Introduce the overarching theme of VBS, BOLD: Be Outspoken... Live it Daily! Tell the children that this week in VBS they will be learning what it means to be BOLD for Jesus. This is also a perfect time to introduce the children to the passage of Scripture that will serve as the Bible basis for BOLD, Acts 4:31b "They were BOLD when they spoke God's Word!"

**Daily Theme & Scripture Focus:** Share with the children the Day 5 Theme, We Boldly Tell Others the Good News of Jesus, and the Day 5 Scripture Focus: Acts 8:26-40, Philip Boldly Told the Ethiopian the Good News of Jesus.

**Day 5 Song/Lyric Video:** Following the introduction of the Daily Theme & Scripture Focus is the perfect time to introduce the Day 5 song/lyric video. Teach the children the words and motions, which can be found on the BOLD VBS Resources & Curriculum page at [www.boldvbs.com](http://www.boldvbs.com). Then lead them through the Day 5 song/lyric video.

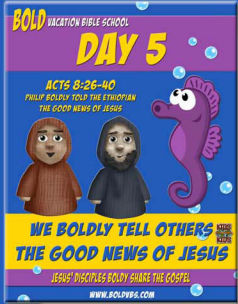
**Opening Skit:** Take a moment to introduce the opening skit by reading the following: All this week, we are going on a BOLD adventure. You will be crew members of the United Bold Submarine or UBS ACTION. Our guide on our BOLD adventure this week will be Dorsi, a dolphin who will help us navigate the deep sea. Along our BOLD adventure we will encounter a number of friends who are going to help us learn how to be BOLD for Jesus. The friend we will meet today is Telly, a seahorse who knows that disciples of Jesus must boldly tell others the Good News of Jesus. Let's now give all of our attention to Dorsi as we begin our BOLD adventure.

**Mission Offering Project:** The Kids Reaching Kids Mission Offering Project for 2016 is called POWER: Unlocking the Power of God's Word! The Bible basis is Mark 12:24 (NIRV), "Jesus replied, 'You are mistaken, because you do not know the Scriptures. And you do not know the power of God.'" Read the following to the children: We live in a world today that can be very confusing. When we are faced with a difficult situation, we can find POWER to overcome it through God's Word. But many children around the world still do not have easy access to God's Word. The VBS offering you bring this week will help equip children all across the globe with God's Word.

**Concluding the Opening Session:** Before you send the children to their first VBS rotation, lead them through the Day 5 song/lyric video one more time. This will once again introduce and reinforce the Day 5 theme.



### JESUS' DISCIPLES BOLDLY SHARE THE GOSPEL



### DAY 5 - CLOSING SESSION

PowerPoint slides for each Closing Session of BOLD have been prepared and are available on the BOLD VBS Resources & Curriculum page at [www.boldvbs.com](http://www.boldvbs.com).

**Welcome:** As the children are returning for the closing session, have your music leader lead the children in the Day 5 or another of the BOLD VBS songs.

**Greeting:** Take a moment to welcome the children to the closing session. This is a perfect opportunity to review with the children what they learned during the Day 5 Bible story, Philip Boldly Told the Ethiopian the Good News of Jesus. Take some time to review the story and ask the children some key questions from the lesson. You may also choose to ask one of the children to recite the Day 5 memory verse from Ephesians 6:19b or the Day 5 theme: We Boldly Tell Others the Good News of Jesus.

**Closing Skit:** Take a moment to introduce the closing skit by reading the following: All this week, we are going on a BOLD adventure. We will be traveling on the submarine Action. Our guide on our BOLD adventure this week will be Dorsi, a dolphin who will help us navigate the deep sea. Along our BOLD adventure we will encounter a number of friends who are going to help us learn how to be BOLD for Jesus. The friend we met in the opening skit today was Telly, a bold seahorse who boldly shares the Good News of Jesus. Now, let's once again give all of our attention to Dorsi as we continue on our BOLD adventure.

**Mission Offering Project:** Remind the children of the Kids Reaching Kids Mission Offering Project, Power: Unlocking the Power of God's Word. Announce the total of the offering collected in the opening session. Encourage the children to share with their friends and family about Kids Reaching Kids and this year's Mission Offering Project.

**Concluding the Closing Session:** A great way to wrap up each night of VBS is by closing with a final song. Following the song, take a moment to once again review with the children the key theme and lessons that were taught during VBS that day. Make important announcements for both the children and your leaders. Close the evening in prayer.







BE OUTSPOKEN... LIVE IT DAILY!

THEY WERE BOLD WHEN THEY SPOKE GOD'S WORD! - ACTS 4:31B

# BOLD

JOIN US ON A **BOLD**  
ADVENTURE THROUGH  
THE BOOK OF ACTS!

BIBLE SQUISHIES CHARACTER ART COURTESY OF DAN STEVERS - WWW.DANSTEVERS.COM



THEY WERE **BOLD** WHEN  
THEY SPOKE GOD'S WORD!

WWW.BOLDVBS.COM